








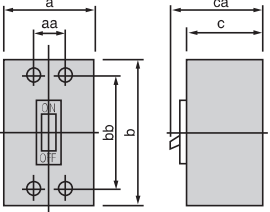
MOULDED CASE CIRCUIT BREAKERS

A Complete System in Circuit Protection









Moulded Case Circuit Breakers

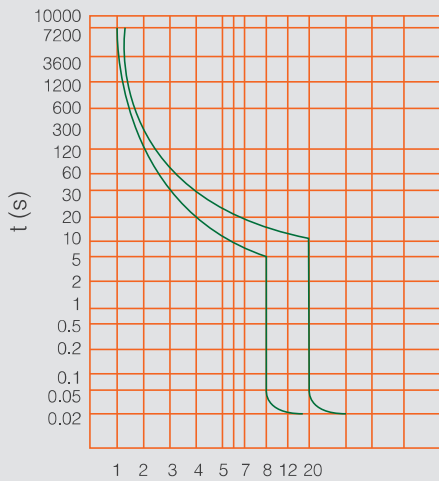
												
Model code		HM1-63L	HM1-100C	HM1-100C	HM1-100M	HM1-225L						
Frame Size		63AF	100AF	100AF	100AF	225AF						
Electrical Features	Ampere rating (A) at ambient temperature 40°C	6, 10, 16, 20, 25, 32, 40, 50, 63	10, 16, 20, 25, 32, 40, 50, 63, 80, 100	10, 16, 20, 25, 32, 40, 50, 63, 80, 100	10, 16, 20, 25, 32, 40, 50, 63, 80, 100	125, 140, 160, 180, 200, 225						
	Number of pole (P)	3	2	3	3	3						
	Rated operational Voltage: Ue (V) AC	415	240	415	415	415						
	Rated insulation Voltage: Ui (V) AC	660	660	660	660	660						
	Frequency	50 / 60Hz	50 / 60Hz	50 / 60Hz	50 / 60Hz	50 / 60Hz						
	Utilization Category	A	A	A	A	A						
	Standard Compliance	IEC 60947-2	IEC 60947-2	IEC 60947-2	IEC 60947-2	IEC 60947-2						
AC Interrupting Capacity (I. C.)	IEC 947-2 Icu/lcs (sym) kA	ICU	ICS	ICU	ICS	ICU	ICS	ICU	ICS	ICU	ICS	
		AC 500V	15	8	15	8	15	8	35	25	25	18
		AC 440V	25	13	25	13	25	13	42	30	30	22
		AC 415V	30	22	35	25	35	25	50	35	35	25
		AC 240V	50	25	50	25	50	25	75	50	65	42
Measurements (mm)		a	78	65	92	92	107					
		b	136	150	150	150	165					
		c	74	69	69	86	88					
		ca	90	85	85	104	106					
		bb	117	129	129	129	126					
		aa	25	-	30	30	35					
		Weight (kg)	0.90	0.90	1.20	1.40	1.90					
Standard Features	Connection	Terminal Screw	Terminal Screw	Terminal Screw	Terminal Screw	Clamp Terminal						
	Automatic tripping device	Thermal / Magnetic	Thermal / Magnetic	Thermal / Magnetic	Thermal / Magnetic	Thermal / Magnetic						
	Trip button	Yes	Yes	Yes	Yes	Yes						
Optional Accessories	Undervoltage trip	•	•	•	•	•						
	Shunt trip	•	•	•	•	•						
	Auxiliary switch	•	•	•	•	•						
	Alarm switch	•	•	•	•	•						


Moulded Case Circuit Breakers

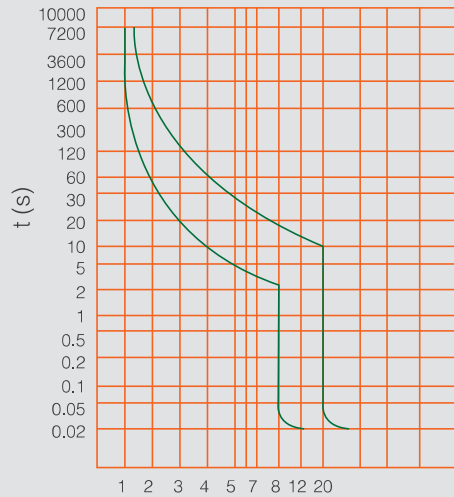
													
HM1-225M		HM1-400L		HM1-400M		HM1-630L		HM1-630M		HM1-800M		HM1-800H	
225AF		400AF		400AF		630AF		630AF		800AF		800AF	
125, 140, 160, 180, 200, 225		225, 250, 315, 350, 400		225, 250, 315, 350, 400		400, 500, 630		400, 500, 630		630, 700, 800		630, 700, 800	
3		3		3		3		3		3		3	
415		415		415		415		415		415		415	
660		660		660		660		660		660		660	
50 / 60Hz		50 / 60Hz		50 / 60Hz		50 / 60Hz		50 / 60Hz		50 / 60Hz		50 / 60Hz	
A		A		A		A		A		A		A	
IEC 60947-2		IEC 60947-2		IEC 60947-2		IEC 60947-2		IEC 60947-2		IEC 60947-2		IEC 60947-2	
ICU	ICS	ICU	ICS	ICU	ICS	ICU	ICS	ICU	ICS	ICU	ICS	ICU	ICS
35	25	35	25	42	30	35	25	42	30	42	30	50	36
42	30	42	30	50	36	42	30	50	36	50	36	65	42
50	35	45	35	65	42	45	35	65	42	65	42	75	50
75	50	75	50	100	65	75	50	100	65	100	65	110	75
107		149		149		180		180		210		210	
165		258		258		270		270		280		280	
106		105		105		110		110		115		115	
124		154		154		160		160		165		165	
126		194		194		200		200		245		245	
35		45		45		58		58		70		70	
2.30		5.50		5.50		7.60		7.60		8.30		8.30	
Clamp Terminal		Busbar		Busbar		Busbar		Busbar		Busbar		Busbar	
Thermal / Magnetic		Thermal / Magnetic		Thermal / Magnetic		Thermal / Magnetic		Thermal / Magnetic		Thermal / Magnetic		Thermal / Magnetic	
Yes		Yes		Yes		Yes		Yes		Yes		Yes	
•		•		•		•		•		•		•	
•		•		•		•		•		•		•	
•		•		•		•		•		•		•	
•		•		•		•		•		•		•	

• Available

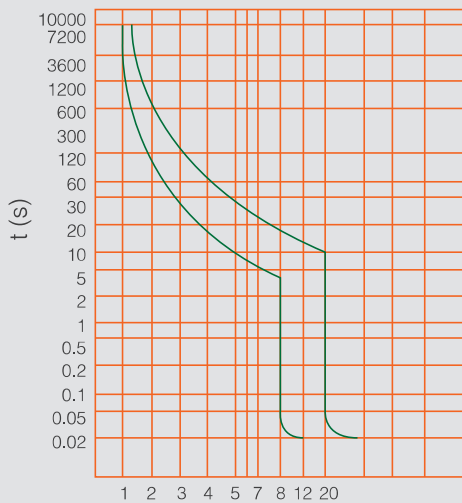
TRIPPING CURVES



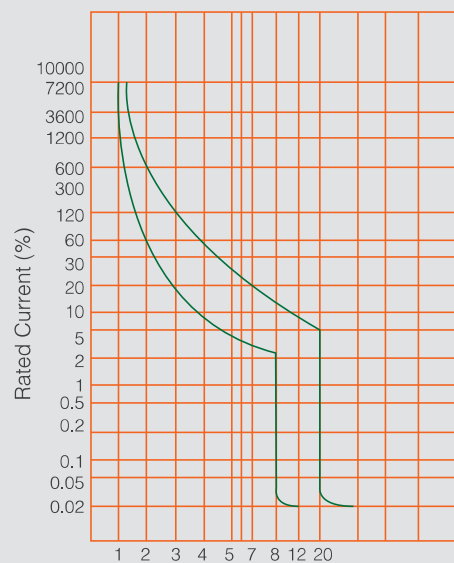
HM1- 63, HM1 - 100



HM1- 225



HM1- 400



HM1- 630, HM1 - 800

HM1

Moulded Case Circuit Breakers

Product Features

Material

The casing for the HM1 series MCCBs is made of BMC, a highly unbreakable material with a very strong dielectric strength to ensure the highest level of insulation & protection.

Mechanism

The EPS HM1 series is designed to be trip-free and this occurs when the breaker contacts open under short circuit and overload conditions. To avoid single phasing, if a short circuit or overload occur on any one phase, a common trip mechanism will disconnect all phase contacts of a multi-pole breaker.

Accessories

Standard features include a trip button and an automatic tripping device. In keeping up with the latest electrical designs and building automation, the HM1 series can be fitted with the following accessories.

Application

The EPS HM1 series MCCBs are designed and fully type tested by Intertek SEMKO in compliance to IEC 60947-2 international standards. The complete range of this HM1 series MCCBs (available from 6A - 800A ratings) offers total protection against overcurrent and short circuits at most common fault levels. The various interrupting capacities available under this series are most suitable for all installation ranging from Main Switchboard, Sub Boards to Distribution Boards.




Alarm Switch



Under Voltage Release





Auxiliary Contact



Shunt Release





Dealer:

UTAMA

SWITCHGEAR SDN BHD

UTAMA SWITCHGEAR SDN BHD (416650-H)
 No. 3, Jalan USJ 19/4A, UEP Subang Jaya,
 47630 Petaling Jaya, Selangor Darul Ehsan, Malaysia.
Tel 603-8024 1215 / 1216 **Fax** 603-8024 1796
Email utamasb@unifi.my