

# Modular Type Metalclad Enclosures

## STANDARD RANGE



### Product Features

- A modular system designed with flexibility in the arrangement of the various circuit protection devices.
- Matt surface finishing for long lasting protection against scratches and rust.
- Specially designed to suit the various types of incoming and outgoing configuration.
- Capable of attachment to each other at the top, bottom or side by side.
- Double cover protection using hinged primary main cover complete with a secondary cover plate to shield the components.
- Standard sizes available from 1 row 10 ways up to 6 rows 108 ways.
- Compliance to BS5486 part 12 ( IEC 60439-3 ) standards.
- Installation of components is made simple with our latest concept in using removable Pan Assembly mounting base. This feature is provided only on project basis.

*A Complete System in Circuit Protection*

**UTAMA**  
SWITCHGEAR SDN BHD  
(416650-H)

## 'S' Size Standard Range

MODEL NO.	Descriptions	Dimension 'mm'		
		W	H	D
ES 10	1 row 10 ways	300	218	95
ES 14	1 row 14 ways	370	218	95
ES 18	1 row 18 ways	430	218	95
ES 22	1 row 22 ways	490	218	95

### 'S' Size Standard Range

### Layout & Dimensions

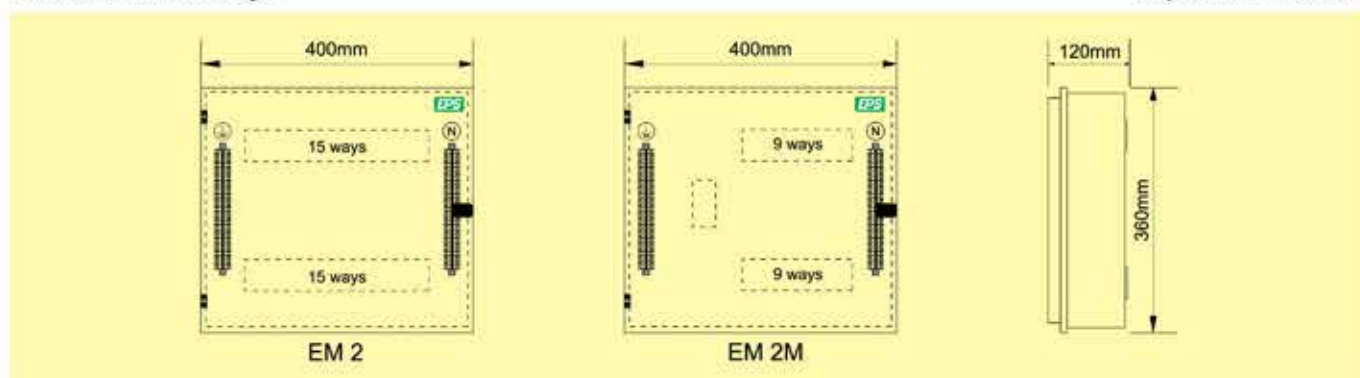


## 'M' Size Standard Range

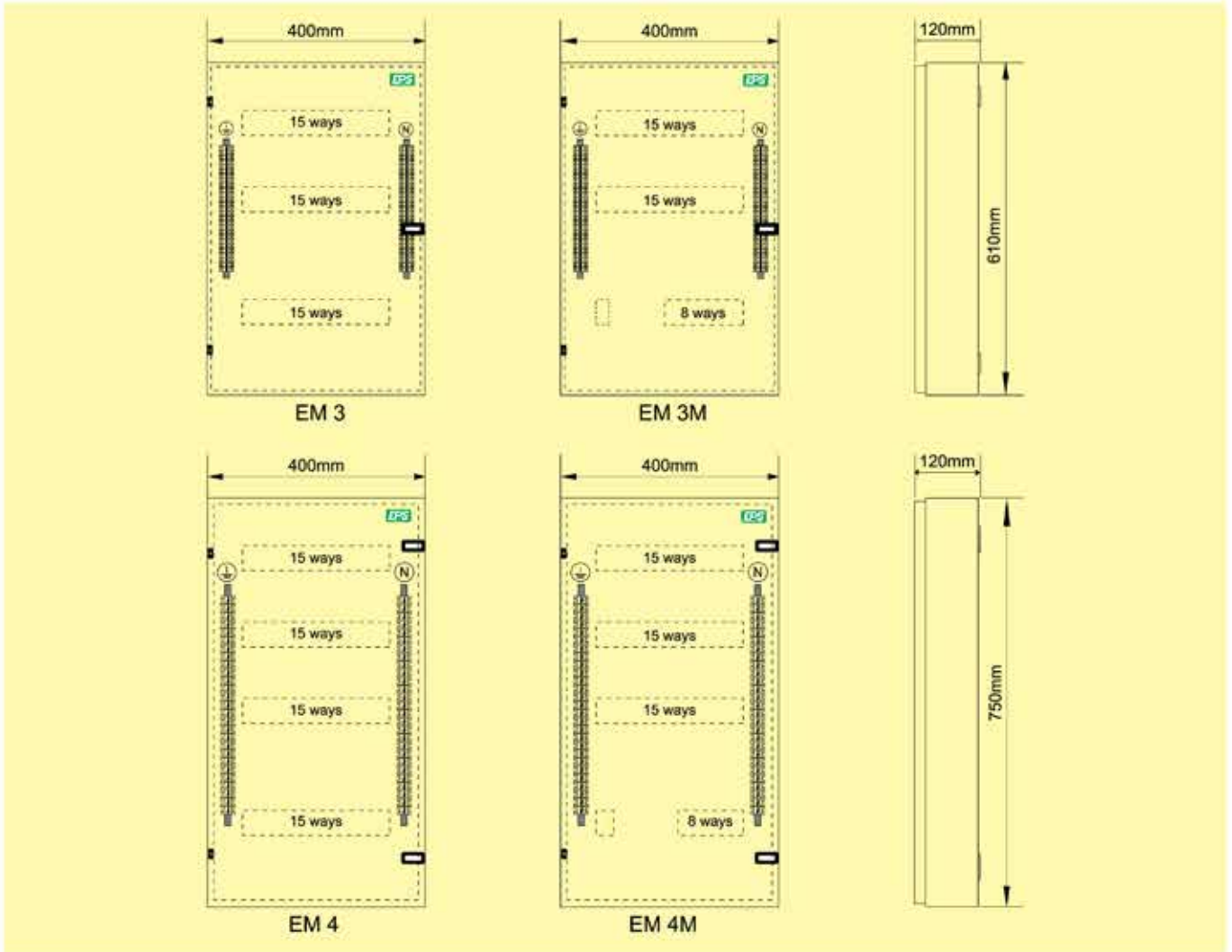
MODEL NO.	Descriptions	Dimension 'mm'		
		W	H	D
EM-2	2 row 30 ways	400	360	120
EM-2M	2 row 18 ways	400	360	120
EM-3	3 row 45 ways	400	610	120
EM-3M	3 row 38 ways	400	610	120
EM-4	4 row 60 ways	400	750	120
EM-4M	4 row 53 ways	400	750	120

### 'M' Size Standard Range

### Layout & Dimensions



'M' Size Standard Range

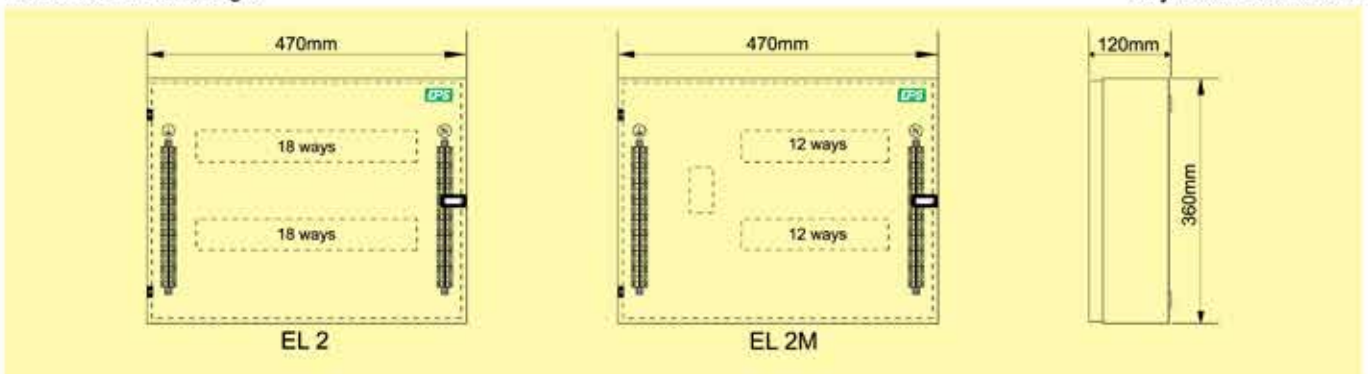


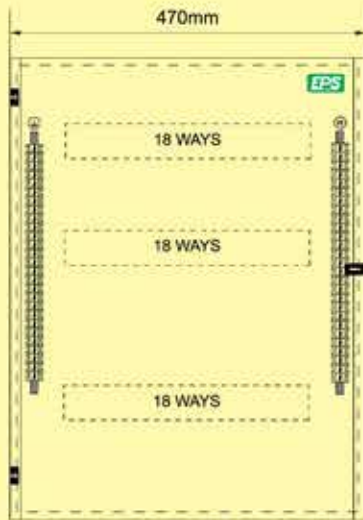
'L' Size Standard Range

MODEL NO.	Descriptions	Dimension 'mm'		
		W	H	D
EL-2	2 row 36 ways	470	360	120
EL-2M	2 row 24 ways	470	360	120
EL-3	3 row 54 ways	470	610	120
EL-3M	3 row 46 ways	470	610	120
EL-4	4 row 72 ways	470	750	120
EL-4M	4 row 64 ways	470	750	120
EL-5	5 row 90 ways	470	890	120
EL-5M	5 row 82 ways	470	890	120

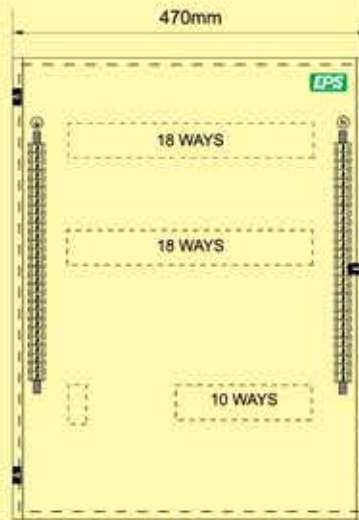
'L' Size Standard Range

Layout & Dimensions

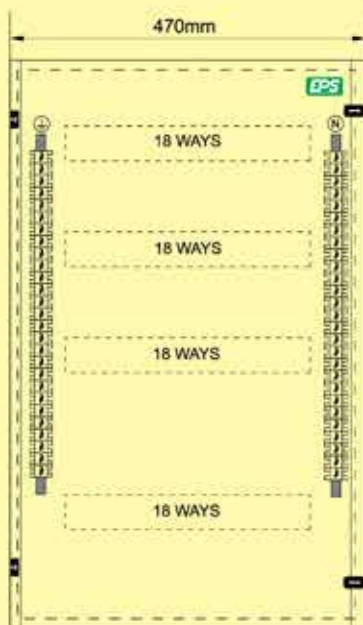




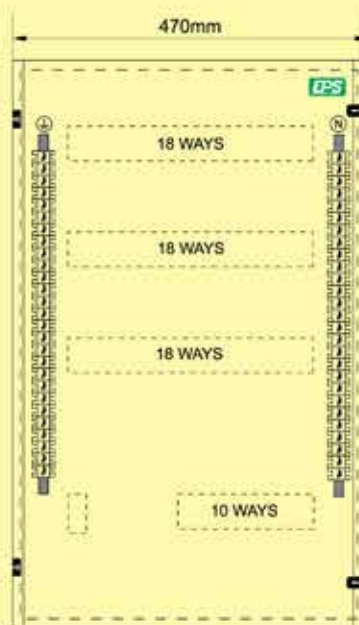
EL 3



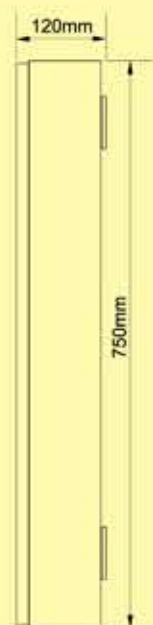
EL 3M



EL 4




EL 4M



EL 5



EL 5M

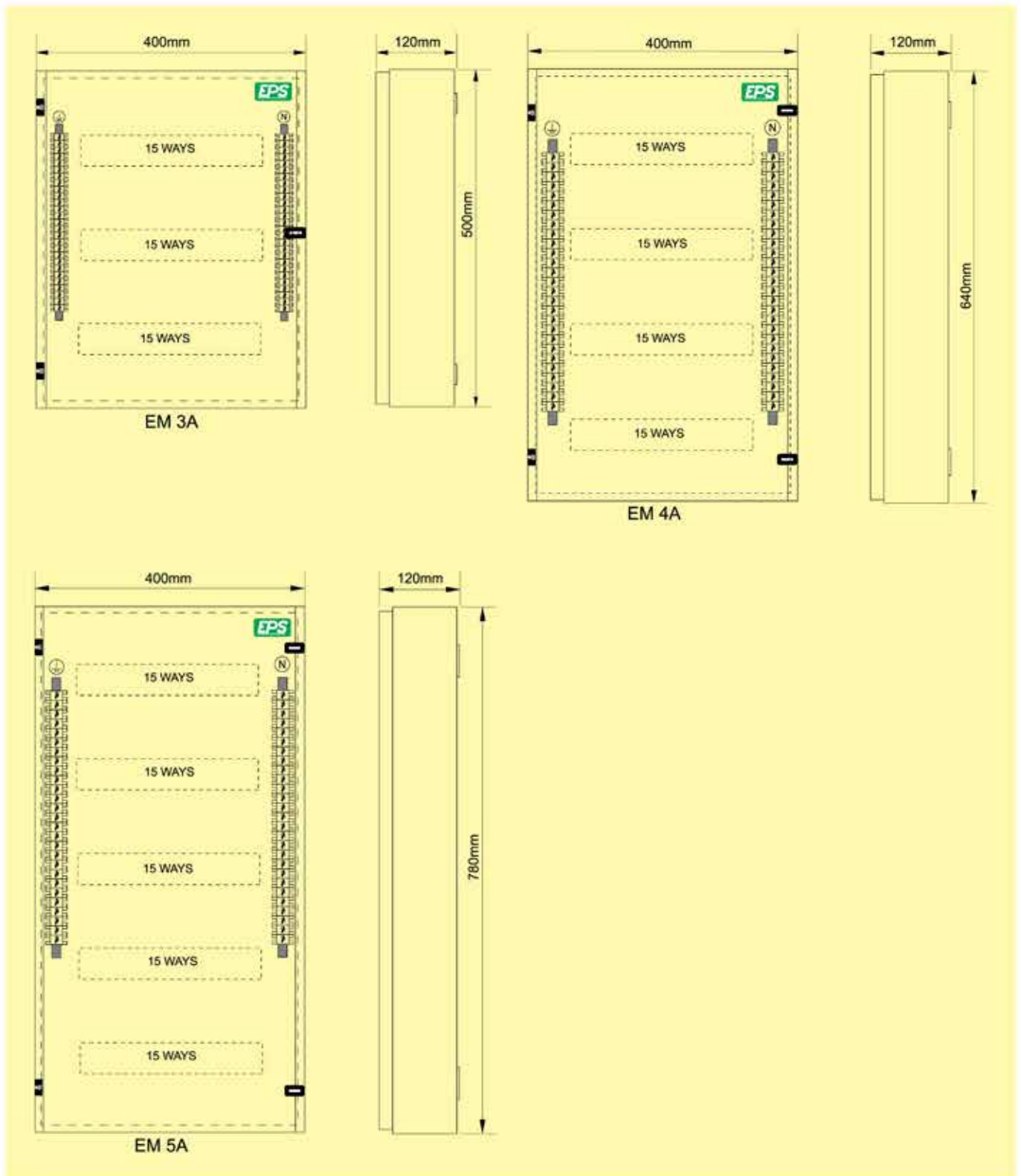


## Compact 'M' Size Standard Range

MODEL NO.	Descriptions	Dimension 'mm'		
		W	H	D
EM 3A	3 row 45 ways	400	500	120
EM 4A	4 row 60 ways	400	640	120
EM 5A	5 row 75 ways	400	780	120

### Compact 'M' Size Standard Range

### Layout & Dimensions

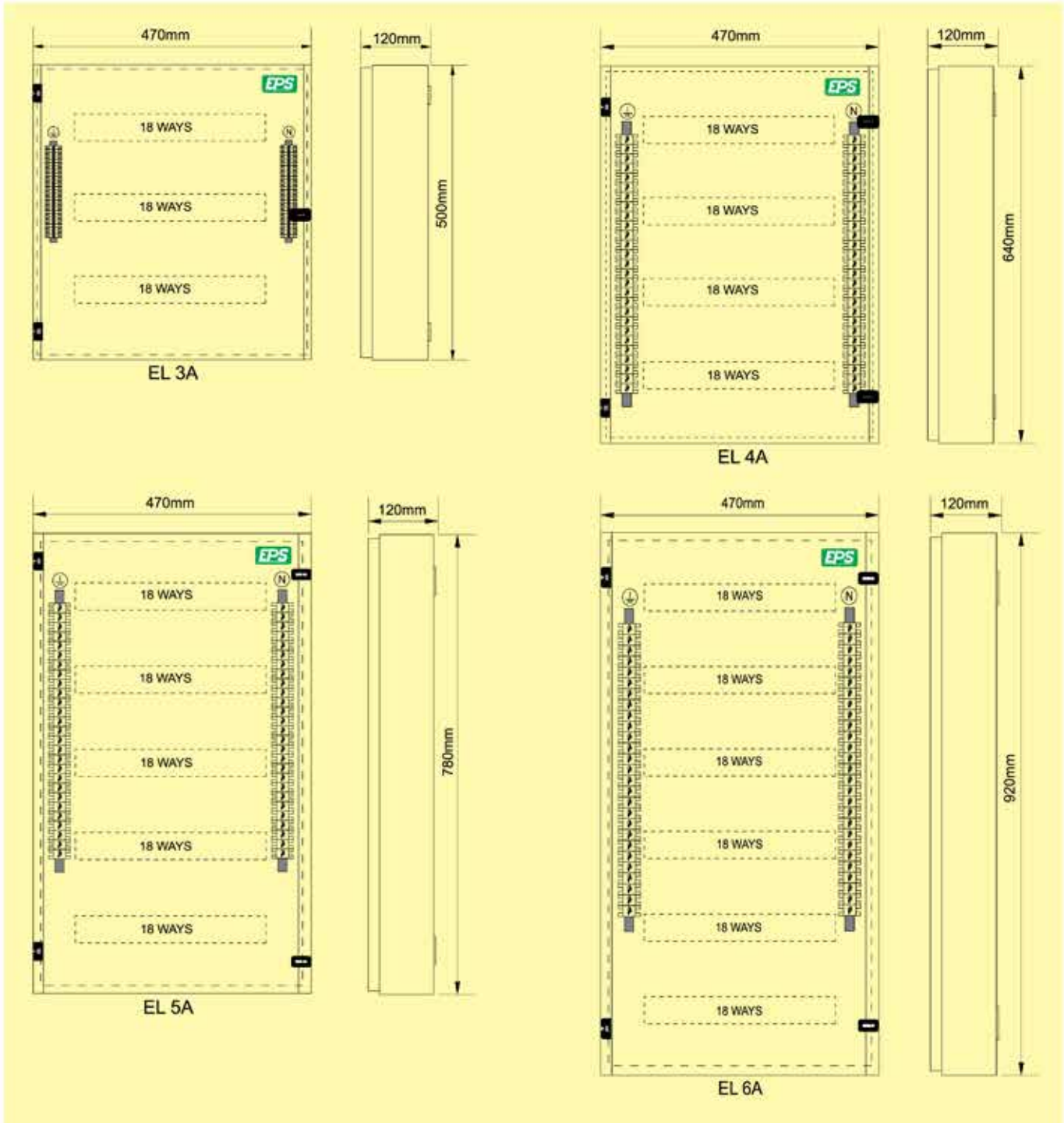


## Compact 'L' Size Standard Range


MODEL NO.	Descriptions	Dimension 'mm'		
		W	H	D
EL 3A	3 row 54 ways	470	500	120
EL 4A	4 row 72 ways	470	640	120
EL 5A	5 row 90 ways	470	780	120
EL 6A	6 row 108 ways	470	920	120

### Compact 'L' Size Standard Range

### Layout & Dimensions



# Accessories For Distribution Boards & Consumer Units



## A. MCB Comb Busbars

PRODUCT CODE	DESCRIPTION
ECB-1	54W Bare Comb Bar
ECB-1P	54W Insulated Comb Bar
ECB-3	18W 3 Phase Insulated Comb Bar

## B. Neutral / Earth Link

PRODUCT CODE	DESCRIPTION
ENE-CP	10mm x 2.8mm Copper Bar
ENE-T16	16mm Terminal
ENE-BS	ABS Base Support

## C. Blanking Plate

PRODUCT CODE	DESCRIPTION
EBP	1 ~ 2 Module Blanking Plate

## D. END Clamp

PRODUCT CODE	DESCRIPTION
EEC	End Clamp for Mounting on EN 50022 Rail

## E. TERMINAL BLOCK

PRODUCT CODE	DESCRIPTION
ETB 2.5	2.5mm Terminal
ETB 10	10mm Terminal
ETB 16	16mm Terminal
ETB 35	35mm Terminal



Dealer :

**UTAMA**

**SWITCHGEAR SDN BHD**  
(416650-H)

**Main Office**

No.3, Jalan USJ 19/4A,  
UEP Subang Jaya, 47630 P.Jaya  
Selangor Darul Ehsan, Malaysia.

Tel : 603-8024 1215 / 1216

Fax : 603-8024 1796

e-mail : [utamasb@streamyx.com](mailto:utamasb@streamyx.com)